

ALTARO
VMBACKUP
Hyper-V | VMware

What's New in Altaro VM Backup v8

info@altaro.com • www.altaro.com

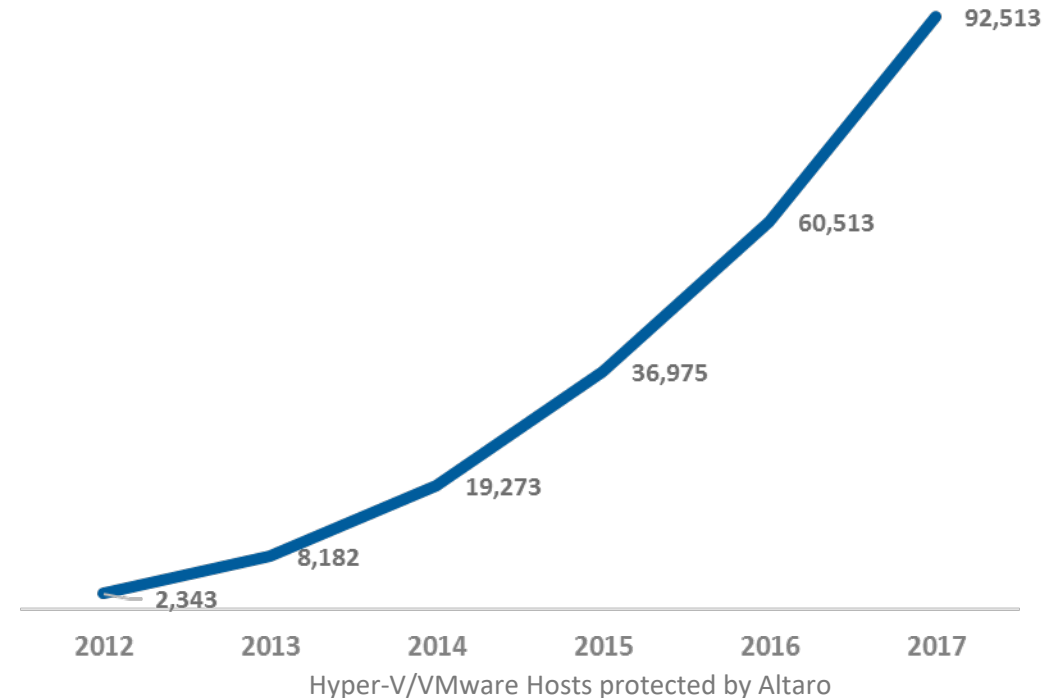


AGENDA

- 1 Introduction
- 2 What's New in Altaro VM Backup v8
- 3 Licensing & Upgrading
- 4 Q & A

Altaro Software

- Founded in 2009; offices in United States, United Kingdom, Germany, Macedonia and Malta
- Targeted towards companies with <1,000 employees
- **40,000+** customers across 121 countries
- **7,000+** Partners worldwide
- **1,000+** MSPs on our monthly subscription program
- **170+** independent 5-star product reviews
- Strong growth over the past years



4 core values we believe in:



Easy to use; take your first backup in 15 minutes



Outstanding support; calls answered in less than 30 seconds



Exceptional educational resources; 200+ free Hyper-V & VMware tutorials, ebooks & webinars



An empowered channel; 8,000+ WW Partners & MSPs



Awards





What's New in Altaro VM Backup v8



What's New in Altaro VM Backup v8



WAN-Optimized Replication



- **Replication**

- For Hyper-V Hosts - available on launch
- For VMware Hosts - coming soon




Altaro VM Backup v8

Problem

- So far Altaro has offered solutions based on **ONSITE** backups and **OFFSITE** backup copies for data recovery.
 - But if disaster strikes, and our hardware or main office is unavailable, we have to wait a 'long time' to recover and use our data.
- To better protect high-value systems or enterprises, we need to offer **business continuity** through a solution that is both reliable and speedy.


Why is this important to your customers?

- **Tier 1 (mission-critical)** VMs must have a low **RPO** and **RTO**
 - **Recover Point Objective** – What amount of data are we willing to lose?
 - **Recovery Time Objective** – How much time are we willing to wait to get back online ?


Altaro VM Backup v8

Up till Altaro v7.7

Onsite Backup



Offsite Copy



Onsite Backup



Offsite Copy



Altaro VM Backup v8

How does replication differ from offsite copies?

- Offsite copies:
 - Offer point in time recovery
 - Require a **restore** process through WAN (slow)
 - Require a lot of time especially on large VMs
- Replicated VMs:
 - Are an exact clone (replica) of the original VM – ready to spring to life!
 - Require **NO** restore
 - Is **super** fast: Up in seconds!






Altaro VM Backup v8



Why Replication?

- 
- Source VM which is duplicated to a target host on a remote site
 - All data is **in sync** with the original VM
 - Any file deletions or data corruption is also replicated on the target on AOS
 - Have a VM ready to be booted on the Altaro Offsite Server (AOS) **within seconds!**
 - Focus is on **Business Continuity**



Altaro VM Backup v8



Replication: Considerations

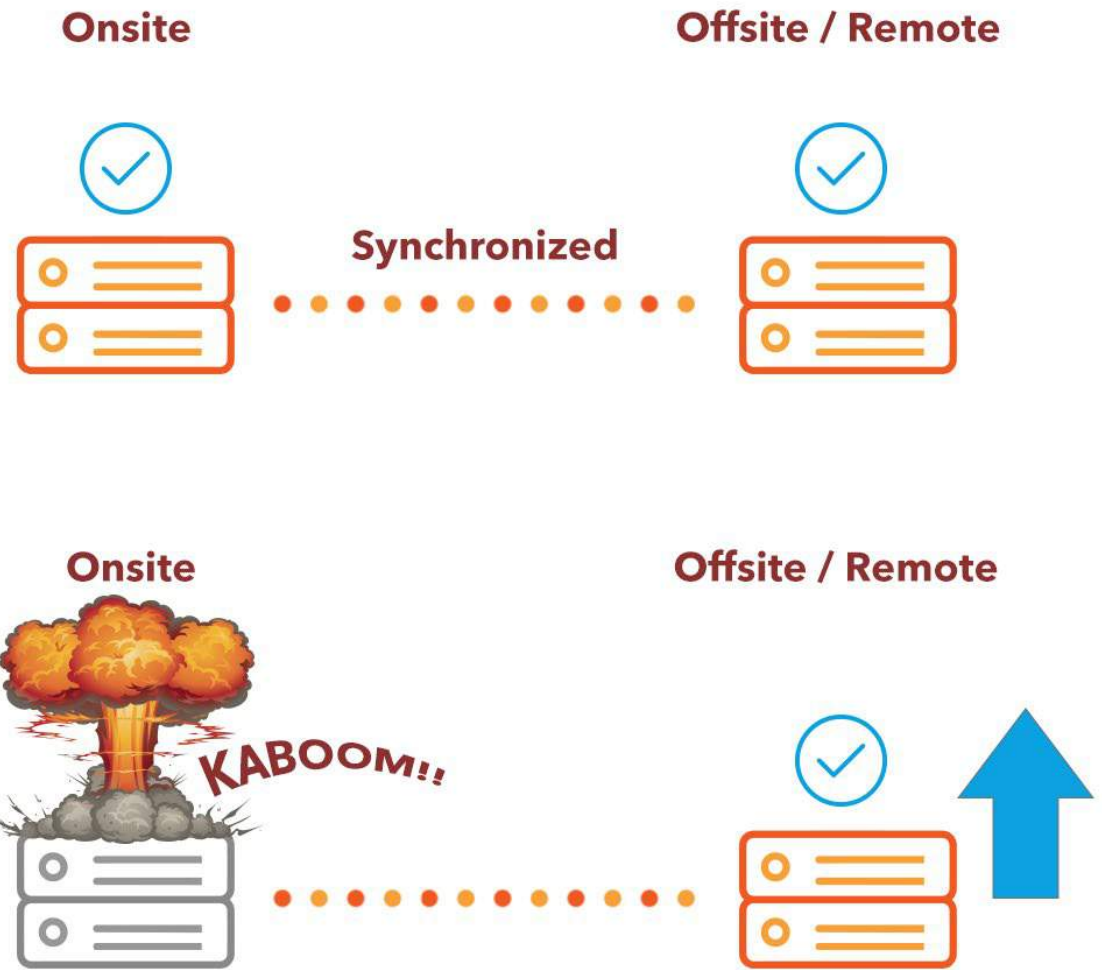


■ Replication and CDP

- For any replication cycle, a CDP backup is carried out in Altaro VM Backup.
- A high frequency replication schedule could have a considerable impact on the performance of the Hypervisor due to the high frequency of snapshots taken on the host.
- For this reason replication frequency should take into consideration the hardware resources available, especially WAN upload speeds.
- Default Replication is set to **5 mins** but this can be adjusted upon initial configuration

Altaro VM Backup v8

Replication visualised





Altaro VM Backup v8

Replication configuration

The screenshot shows the Altaro VM Backup v8 web interface. The top navigation bar includes the Altaro logo, a hamburger menu, and various utility icons (CMC, info, warning, settings, user profile 'JUSBON0'). The left sidebar contains a navigation menu with options: Dashboard, Setup, Hosts, Backup Locations, Backup Settings (Schedule Settings, CDP Settings, Retention Policy, VSS Settings, Advanced Settings, Delete Backup Versions, Master Encryption Key), Notifications, Backups, and Offsite Copies. The main content area is titled 'Replication' and features a 'Refresh Infrastructure' button. Below this, a tree view shows the infrastructure hierarchy: Infrastructure > Microsoft Hyper-V > JUSBON0. The main table displays the replication status for various virtual machines:

Virtual Machine Name	Host	Last Replicated	Status	Action
Virtual Machines being Replicated				
Hooli	JUSBON0	Last Replicated 13 days ago	Replicated	
PiedPiper	JUSBON0	Last Replicated 4 minutes ago	Replicated	
Spotify	JUSBON0	Last Replicated 3 minutes ago	Replicated	
Virtual Machines being Backed up Only				
Alphabet	JUSBON0			Enable Replication
JustBon_FS	JUSBON0			Enable Replication
RepTest_VM	JUSBON0			Enable Replication
Tesla	JUSBON0			Enable Replication

A footer note states: 'Only Virtual Machines configured for backup are listed here. Click here to configure Backup Locations.'

Altaro VM Backup v8

Replication configuration

The screenshot displays the Altaro VM Backup v8 web interface. A central dialog box titled "Would you like to Replicate Alphabet?" is open. The dialog contains the following text: "The virtual machine will be replicated to an Altaro Offsite server at the end of each Backup every 5 minutes. You can change the backup Frequency using the CDP settings screen." Below this, there is a "Replicate to:" field with a dropdown menu showing "127.0.0.1:35116 TestAltaro". Further text explains: "Replicated Virtual Machines are stored unencrypted and uncompressed at the Altaro Offsite Server allowing them to be attached to Hyper-V and Booted instantly. Replication data is transferred to the Altaro Offsite Server during the Backup process, so Backup durations will be affected with Replication enabled." At the bottom of the dialog are two buttons: "Enable Replication" (green) and "Cancel" (grey).

The background interface shows a sidebar with navigation options: Dashboard, Setup, Hosts, Backup Locations, Backup Settings (expanded), Schedule Settings, CDP Settings, and Retention Policy. The main content area is titled "Replication" and includes a "Refresh Infrastructure" button and a tree view showing "Infrastructure" > "Microsoft Hyper-V" > "JUSBOND". A top navigation bar includes icons for chat, CMC, help, alerts, settings, and user profile. A red notification banner at the top right states "Operations completed with 2 Errors". Below the dialog, a table lists VMs with their replication status:

VM Name	Last Replicated	Status
Alphabet	Last Replicated 13 days ago	Replicated
...
...	Last Replicated 4 minutes ago	Replicated
...
...	Last Replicated 3 minutes ago	Replicated

Altaro VM Backup v8

Replication – Altaro Offsite Server (AOS)

The screenshot displays the Altaro Offsite Server (AOS) web interface. The top navigation bar shows the Altaro logo and 'OFFSITE SERVER' on the left, and user information 'JUSBON0' on the right. The left sidebar contains a navigation menu with options: Dashboard, Configure Accounts, Backup Health Monitor, Replication (selected), Reports, Operation History, Error History, and Get Help. The main content area shows the 'Replication' page with a breadcrumb trail 'Home > Replication'. Below the breadcrumb is a search bar for virtual machines and a table listing four VMs: Hooli, PiedPiper, RepTest_VM, and Spotify. Each row shows the source server 'JUSBON0', the VM name, the last replication time, and the status (Replicated, Failed Replication, or Replicating).

Source	Virtual Machine	Last Replication	Status
JUSBON0	Hooli	13 days ago	Replicated
JUSBON0	PiedPiper	a minute ago	Replicated
JUSBON0	RepTest_VM	40 minutes ago	Failed Replication
JUSBON0	Spotify	6 minutes ago	Replicating



Licensing & Upgrading



Downloading & Licensing


- **How do you download your copy?**

Visit https://www.altaro.com/vm-backup/download_update.php

- Edition info: Replication available in **Unlimited Plus Edition**
 - Hyper-V only, VMware coming soon
- No changes to prices



Upgrading – NEW: Upgrade Pricing

- 
- Customers with a valid SMA are entitled to a **free upgrade** to v8
 - Customers who own Altaro VM Backup **v7 or earlier** and no longer hold a valid Software Maintenance Agreement (SMA) can still upgrade to v8
 - Regardless of which Edition (Standard, Unlimited or Unlimited Plus) the customer has, they can choose which Edition they wish to upgrade to.
 - For example: A customer on v6 Standard without a valid SMA can now pay to upgrade to v8 Unlimited Plus
 - Upgrades include a one-year SMA




Upgrading the product

- All configuration, settings and backup data are retained
 - *License key upgrade is required!*
- Visit www.altaro.com/upgradev8 to upgrade
- To upgrade, ***first uninstall your current version of Altaro VM Backup***, then download and run the new v8 installer
- CMC users can deploy the upgrade as usual, this will be made available a few days after the release date



LIVE DEMO



WHAT'S NEXT?


 **Roadmap**

Product / Feature	Release
Office 365 Email Backup for MSPs	Nov-18
Disaster Recovery as a Service (DRaaS)	Q1 2019
Physical Server Backup (Restore to VM)	2019
Office 365 Email Backup (End Users)	2019
End Point File Backup	2019
Azure VM Backup	2019




Live Q&A

- Type your questions in the 'Questions' section of GotoWebinar
- Email - support@altaro.com or sales@altaro.com
- Live chat - <http://support.altaro.com>
- Phone - **UK:** +44 (0) 203 397 6280 | **US:** +1 (919) 251 6280 | **DE:** + 49 89 20802 6955



Thank you